

Load Test Summary Report

Load Test Run Information	
Test Run Id	22
Load Test Name	LoadTest1
Description	this is description
Test Outcome	Completed
Comments	[TEST64\Ted]
Start Time	4/6/2010 1:52:52 PM
End Time	4/6/2010 1:53:52 PM
Warmup Period (seconds)	0
Duration (minutes)	1
Controller Name	TEST64
Remote Test Agents	TEST64
Run Setting Used	Run Settings1

Statistical Test Case Results							
Scenario Name	Test Case	Total Tests	Avg Response Time (ms)	90% Response Time(ms)	95% Response Time (ms)	Min Response Time (ms)	Max Response Time (ms)
Scenario1	TestMethod1	141	0	0	0	0	11
Scenario1	WebTest1	150	16	12	13	7	985

Statistical Web Page Results								
Scenario Name	Test Case	Request Uri	Page Count	Avg Resp. Time (ms)	90% Resp. Time (ms)	95% Resp. Time (ms)	Min Resp. Time (ms)	Max Resp. Time (ms)
Scenario1	WebTest1	http://perfinsight.selfip.com/	150	7	8	10	4	205
Scenario1	WebTest1	http://localhost/	150	2	2	3	1	144

Web Request Results for Run 22							
http://perfinsight.selfip.com/							
Requests / sec	Request Total	Requests Succeeded	Requests Failed	Cached Requests	Avg TTFB (ms)	Avg Response time (ms)	Avg Content Length
2.50	150.00	150.00	0.00	0.00	5.95	5.95	689.00
http://perfinsight.selfip.com/welcome.png							
Requests / sec	Request Total	Requests Succeeded	Requests Failed	Cached Requests	Avg TTFB (ms)	Avg Response time (ms)	Avg Content Length
0.77	46.00	46.00	0.00	145.00	2.37	4.93	20102.83

http://localhost/

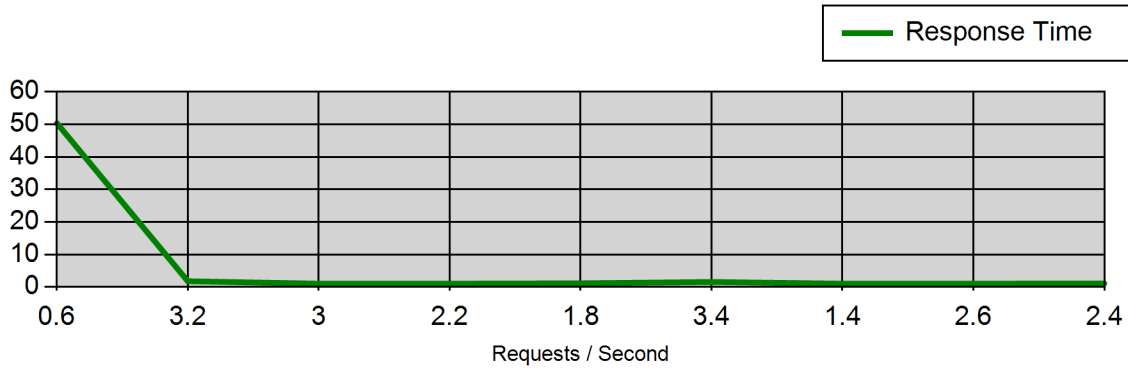
Requests / sec	Request Total	Requests Succeeded	Requests Failed	Cached Requests	Avg TTFB (ms)	Avg Response time (ms)	Avg Content Length
2.50	150.00	150.00	0.00	0.00	1.61	1.62	689.00

http://localhost/welcome.png

Requests / sec	Request Total	Requests Succeeded	Requests Failed	Cached Requests	Avg TTFB (ms)	Avg Response time (ms)	Avg Content Length
0.77	46.00	46.00	0.00	145.00	0.41	0.89	20102.83

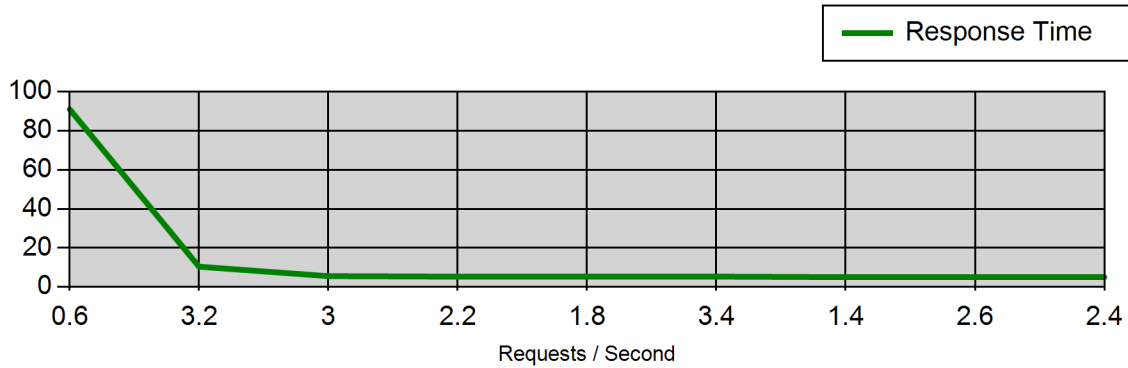
Response Time (ms) v.s. Request / sec

http://localhost/



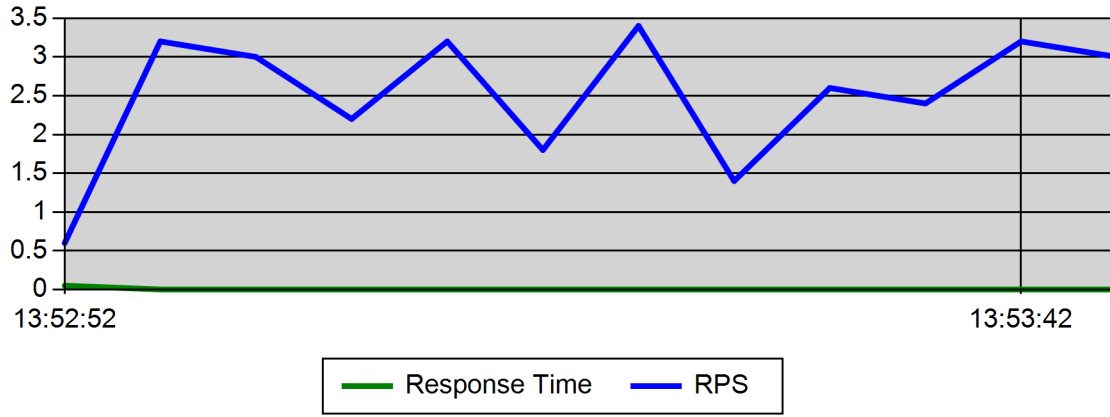
Response Time (ms) v.s. Request / sec

http://perfinsight.selfip.com/



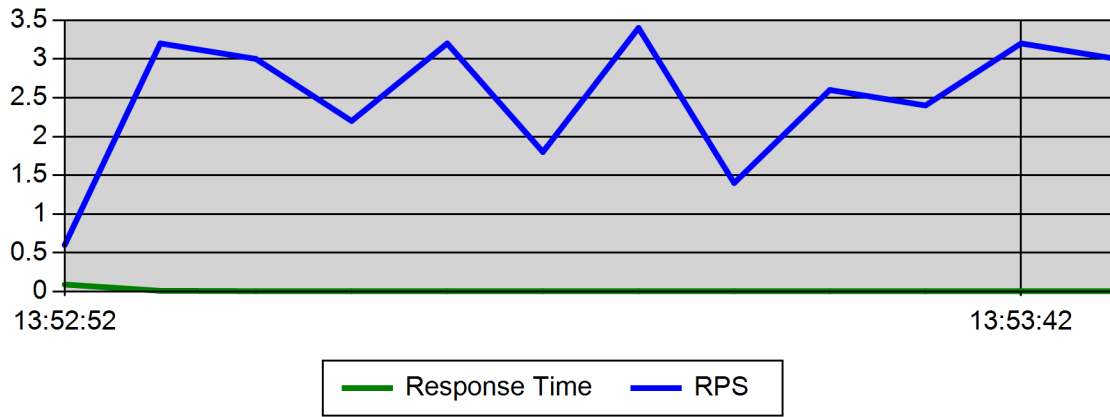
Response Time (ms) and Request / Sec over Test Time

http://localhost/



Response Time (ms) and Request / Sec over Test Time

http://perfinsight.selfip.com/



System Resource Usage

Machine	Category	Counter	Instance	Avg
TEST64	Memory	Available MBytes	systemdiagnosticserfcounterlibsingleinstance	249.00
TEST64	Processor	% Processor Time	_Total	4.69
TEST64	System	Context Switches/sec	systemdiagnosticserfcounterlibsingleinstance	5741.83
TEST64	.NET CLR Memory	% Time in GC	_Global_	0.09
TEST64	ASP.NET	Requests Queued	systemdiagnosticserfcounterlibsingleinstance	0.00
TEST64	ASP.NET	Requests/Sec	__Total__	0.88
TEST64	ASP.NET	Requests In Application	__Total__	0.00
TEST64	Web Service	Current Connections	_Total	139.00
TEST64	Process	% Processor Time	sqlservr	1.64
TEST64	Process	% Processor Time	VSTestHost	5.33
TEST64	Process	% Processor Time	devenv	3.11

Test Run Deatils (Fields with time in seconds)

User Load	5.00
Tests Running	0.00
Total Tests	291.00
Passed Tests	291.00
Failed Tests	0.00
Tests/Sec	4.85
Passed Tests/Sec	4.85
Failed Tests/Sec	0.00
Avg. Requests/Test	2.61
Avg. Test Time	0.01
% Time in LoadTestPlugin	0.00
% Time in WebTest code	0.00
% Time in Rules	0.00
Total Transactions	0.00
Avg. Transaction Time	0.00
Avg. Response Time	0.00
Http Errors	0.00
Validation Rule Errors	0.00
Extraction Rule Errors	0.00
Requests Timed Out	0.00
Exceptions	0.00
Errors/Sec	0.00
Total Pages	300.00
Avg. Page Time	0.00
Page Response Time Goal	0.00
% Pages Meeting Goal	100.00
Total Requests	392.00
Passed Requests	392.00
Failed Requests	0.00
Cached Requests	290.00
Requests/Sec	6.53
Passed Requests/Sec	6.53
Failed Requests/Sec	0.00
Avg. First Byte Time	0.00
Avg. Response Time	0.00
Avg. Connection Wait Time	0.00
Avg. Content Length	5245.31
Threshold Violations/Sec	0.53

Errors

Message Type	Sub Type	Message Text	Count
Exception	LoadTestCounterCategoryNotFoundException	The performance counter category 'SQLServer:Access Methods' cannot be accessed on computer 'TEST64' (Category does not exist.) ; check that the category and computer names are correct.	1
Exception	LoadTestCounterCategoryNotFoundException	The performance counter category 'SQLServer:Buffer Partition' cannot be accessed on computer 'TEST64' (Category does not exist.) ; check that the category and computer names are correct.	1
Exception	LoadTestCounterCategoryNotFoundException	The performance counter category 'SQLServer:Databases' cannot be accessed on computer 'TEST64' (Category does not exist.) ; check that the category and computer names are correct.	1
Exception	LoadTestCounterCategoryNotFoundException	The performance counter category 'SQLServer:General Statistics' cannot be accessed on computer 'TEST64' (Category does not exist.) ; check that the category and computer names are correct.	1
Exception	LoadTestCounterCategoryNotFoundException	The performance counter category 'SQLServer:Latches' cannot be accessed on computer 'TEST64' (Category does not exist.) ; check that the category and computer names are correct.	1
Exception	LoadTestCounterCategoryNotFoundException	The performance counter category 'SQLServer:Locks' cannot be accessed on computer 'TEST64' (Category does not exist.) ; check that the category and computer names are correct.	1
Exception	LoadTestCounterCategoryNotFoundException	The performance counter category 'SQLServer:SQL Statistics' cannot be accessed on computer 'TEST64' (Category does not exist.) ; check that the category and computer names are correct.	1